

Pre-Algebra Set 21 Answers Version 3.0 (Thanks again Sky!) (And Mrs. Mulligan fixed 12b)

1. a) 16 b) 42 c) 13 d) 32

2. a) $40\frac{17}{20}$ b) $20\frac{1}{24}$ c) $30\frac{7}{12}$

3. a) 50% b) 12.5% c) 25%

4. a) $\frac{11}{44}$ b) $\frac{22}{44}$ or $\frac{1}{2}$ c) $\frac{12}{44}$ d) Explain.

5. mean = 3.75 miles, median = 3.5 miles

6. a) 27 b) 6 c) 34 d) 7

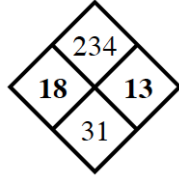
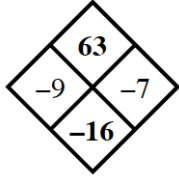
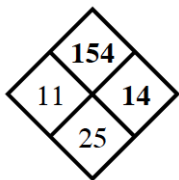
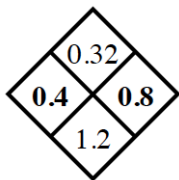
7. a) $14x^2 + 6x + 8$ b) $31 - 5x$ c) $28 - 5y$

8. a) 459 in^2 b) 93.38 m^2

9. a) (1, 2) (3, 1) (3, 2) (4, 3) b) (1, 1) (2, 1) (2, 2) (2, 3) c) (2, 4) or (2, 0)

10. $\frac{2}{36}$ or $\frac{1}{18}$

11.



12. a) 390 ft^2

b) 99 m^2