

**Worksheet 19 Pre-Algebra Find the Surface Area Calculators Encouraged**

Please list the area of each side, before adding them up on the calculator, so we know how you got your answer.

1.



Front =

Back =

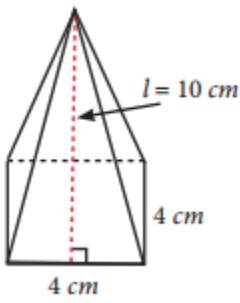
Top =

Bottom =

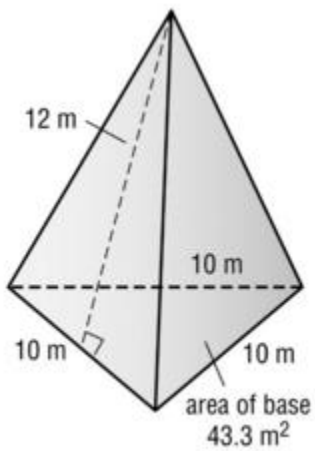
L Side =

R Side =

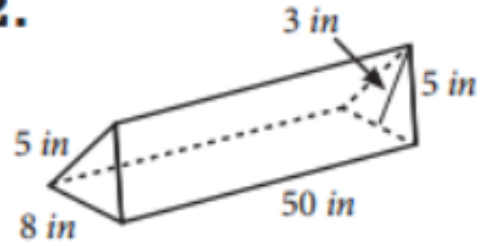
3.



5.



2.



4.



6.

